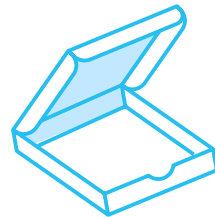
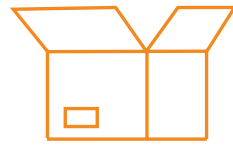


Is This Recyclable?

Game for Kids



Instructions:

Cut out the 24 point cards and the 24 materials cards. Keep them in separate stacks.

Designate a Recycling Captain. This person will be in charge of telling the contestants after each turn if they've put the material in the correct bin.

Place both stacks facedown on the table and line up the 5 bins.

Take turns going around in a circle. When it's your turn, flip one card from each pile. Example: Newspaper and 2 points.

Place the material in the bin you think it goes into. If you are correct, award yourself the point value on the point card. Keep a tally of your score. Whoever has the highest point total at the end wins.

Remember to always rinse your bottles and cans, and learn/teach the rules of recycling at RecyclingSimplified.com.






Trash




Metal



Paper



Plastic



Cardboard



Soda Can



Magazine



Yogurt Tub



Package



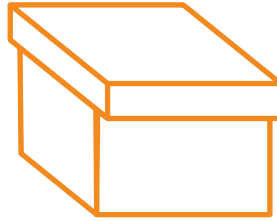
Plastic Bag



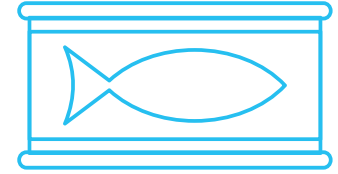
Mail




Milk Container



Shoe Box



Tuna Can




Office Paper



Greasy Pizza Box



Water Bottle




Tissue Box



Veggie Can




Sandwich Bag




Notebook Paper



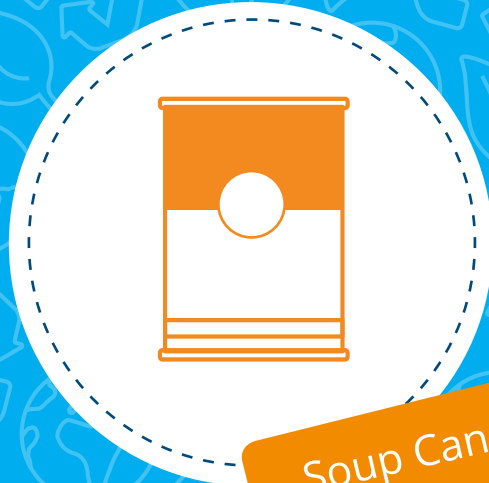
Peanut Butter Jar




Cereal Box



Polystyrene



Soup Can



Toy



Ketchup Bottle



Paper Bag



Garden Hose











Answer Key



Cardboard

- Package
- Shoe Box
- Tissue Box
- Cereal Box



Plastic

- Yogurt Tub
- Milk Container
- Water Bottle
- Peanut Butter Jar
- Ketchup Bottle




Metal

- Soda Can
- Tuna Can
- Soup Can
- Veggie Can



Paper

- Magazine
- Mail
- Office Paper
- Notebook Paper
- Paper Bag



Trash

- Plastic Bag
- Greasy Pizza Box
- Sandwich Bag
- Polystyrene
- Toy
- Garden Hose